

# Errata

## SLG46811

### CE-GP-008

#### **Abstract**

*This document contains the known errata for SLG46811 and the recommended workarounds.*

---

## SLG46811 Errata

## 1 Information

<b>Package(s)</b>	12-pin STQFN: 1.6 mm x 1.6 mm X 0.55 mm, 0.4mm pitch
-------------------	--

## 2 Errata Summary

Table 1: Errata Summary

Issue #	Issue Title
1	<a href="#">Incorrect 64 mV Hysteresis Operation while Using MS ACMP in Regular ACMP Mode</a>

## 3 Errata Details

### 3.1 Incorrect 64 mV Hysteresis Operation while Using MS ACMP in Regular ACMP Mode

#### 3.1.1 Effect

64 mV Hysteresis while Using MS ACMP in Regular ACMP Mode

#### 3.1.2 Conditions

MS ACMP in Regular ACMP Mode with 64 mV hysteresis,  $V_{DD} = 4.0$  V or higher,  $V_{ref} = 1344$  mV or higher.

#### 3.1.3 Technical Description

If using MS ACMP in Regular ACMP mode with 64 mV hysteresis, MS ACMP output could be glitching when MS ACMP positive input (IN+) close to the negative input (IN-). It can happen when  $V_{DD} = 4.0$  V or higher and  $V_{ref} = 1344$  mV or higher.

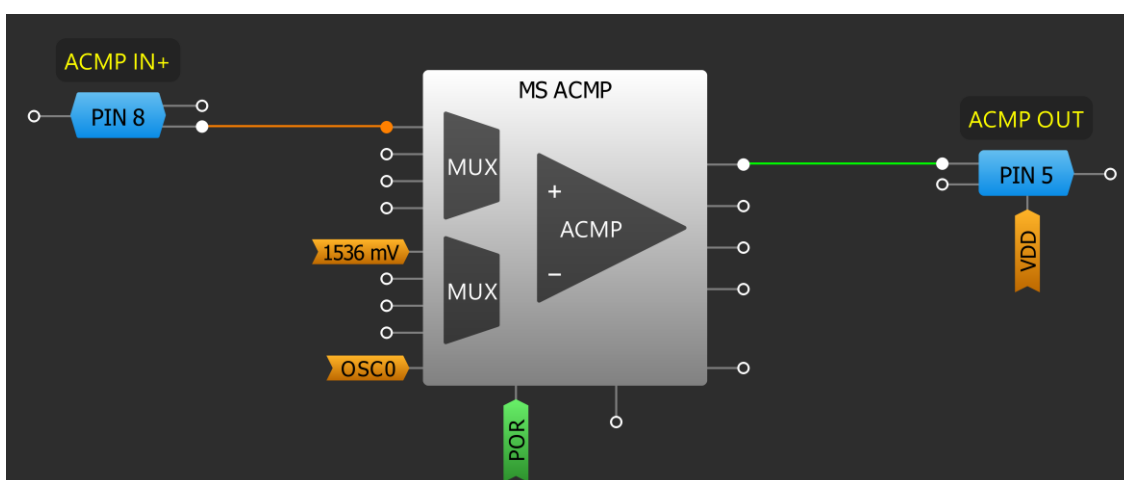


Figure 1: Testing Design

Channel (yellow/top line) - PIN#8 (ACMP IN+)

Channel (light blue/top line) - PIN#5 (ACMP OUT)

1. Waveform at  $V_{ref} = 1536$  mV, hysteresis is equal to 64 mV.

SLG46811 Errata

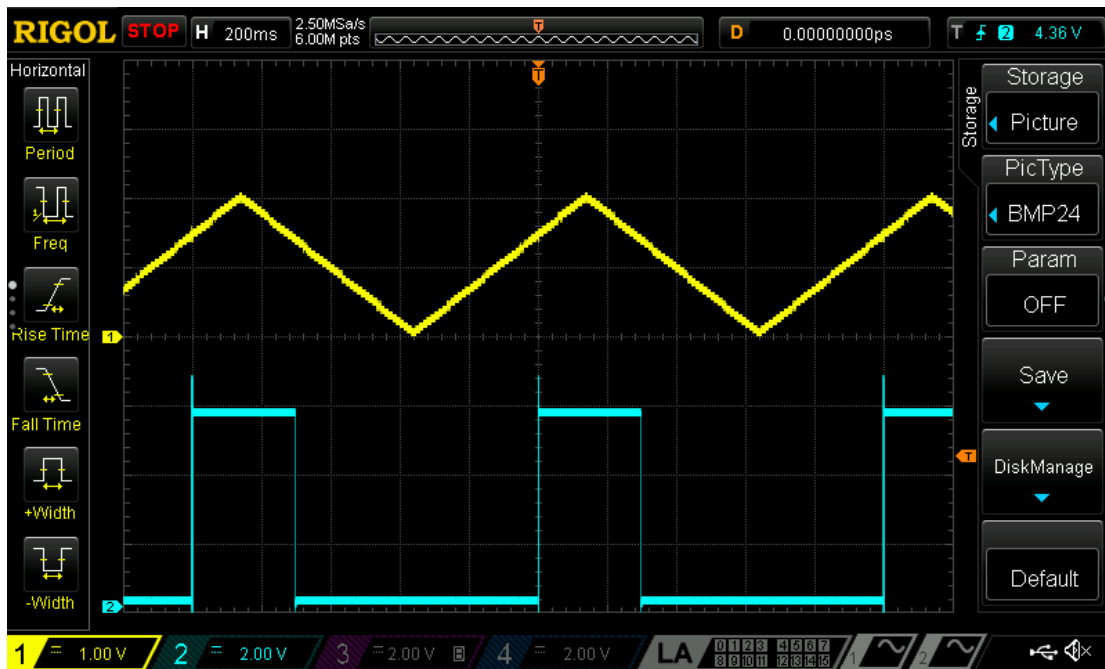


Figure 2: ACMP Output during Glitching

2. Waveform at  $V_{ref} = 1536\text{ mV}$ , hysteresis is equal to  $64\text{ mV}$  (zoomed rising edge).

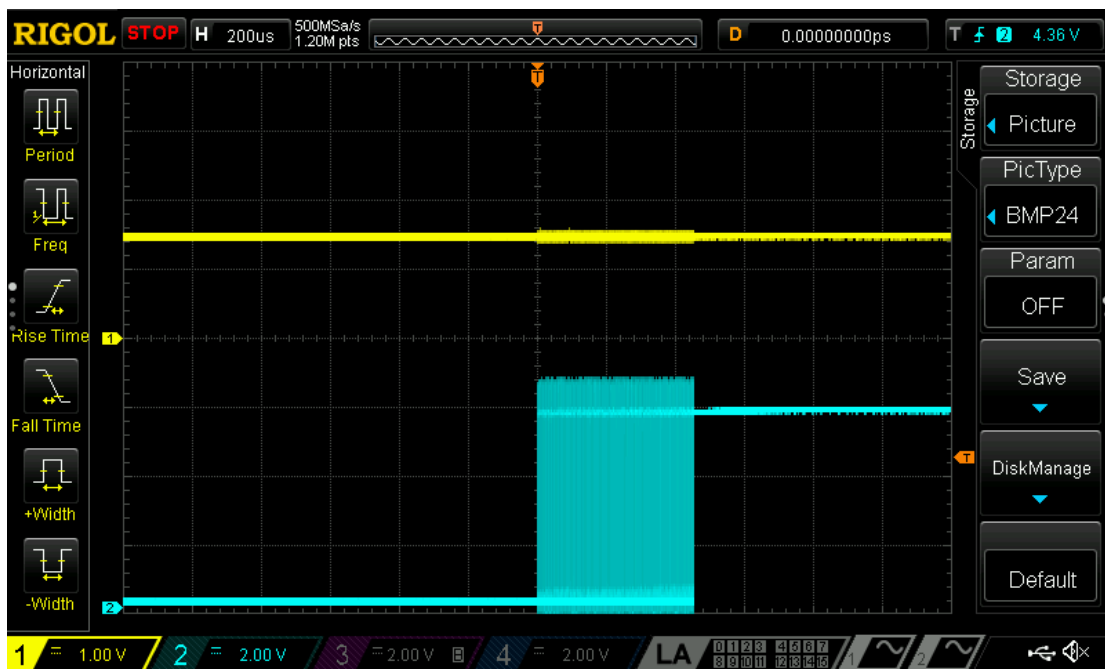


Figure 3: Zoomed ACMP Output during Glitching

3.1.4 Workaround

1. Use the deglitch filter connected to the MS ACMP output.
2. Decrease the reference (below  $1344\text{ mV}$ ) at  $IN-$  and add the  $IN+$  gain to keep the needed threshold.
3. Use MS ACMP in multichannel mode.

---

SLG46811 Errata

Document Revision History

Revision	Date	Description
1.0	23-Mar-2021	Initial version

## SLG46811 Errata

### Status Definitions

Status	Definition
DRAFT	The content of this document is under review and subject to formal approval, which may result in modifications or additions.
APPROVED or unmarked	The content of this document has been approved for publication.

### Disclaimer

Unless otherwise agreed in writing, the Dialog Semiconductor products (and any associated software) referred to in this document are not designed, authorized or warranted to be suitable for use in life support, life-critical or safety-critical systems or equipment, nor in applications where failure or malfunction of a Dialog Semiconductor product (or associated software) can reasonably be expected to result in personal injury, death or severe property or environmental damage. Dialog Semiconductor and its suppliers accept no liability for inclusion and/or use of Dialog Semiconductor products (and any associated software) in such equipment or applications and therefore such inclusion and/or use is at the customer's own risk.

Information in this document is believed to be accurate and reliable. However, Dialog Semiconductor does not give any representations or warranties, express or implied, as to the accuracy or completeness of such information. Dialog Semiconductor furthermore takes no responsibility whatsoever for the content in this document if provided by any information source outside of Dialog Semiconductor.

Dialog Semiconductor reserves the right to change without notice the information published in this document, including, without limitation, the specification and the design of the related semiconductor products, software and applications. Notwithstanding the foregoing, for any automotive grade version of the device, Dialog Semiconductor reserves the right to change the information published in this document, including, without limitation, the specification and the design of the related semiconductor products, software and applications, in accordance with its standard automotive change notification process.

Applications, software, and semiconductor products described in this document are for illustrative purposes only. Dialog Semiconductor makes no representation or warranty that such applications, software and semiconductor products will be suitable for the specified use without further testing or modification. Unless otherwise agreed in writing, such testing or modification is the sole responsibility of the customer and Dialog Semiconductor excludes all liability in this respect.

Nothing in this document may be construed as a license for customer to use the Dialog Semiconductor products, software and applications referred to in this document. Such license must be separately sought by customer with Dialog Semiconductor.

All use of Dialog Semiconductor products, software and applications referred to in this document is subject to Dialog Semiconductor's [Standard Terms and Conditions of Sale](http://www.dialog-semiconductor.com), available on the company website ([www.dialog-semiconductor.com](http://www.dialog-semiconductor.com)) unless otherwise stated.

Dialog, Dialog Semiconductor and the Dialog logo are trademarks of Dialog Semiconductor Plc or its subsidiaries. All other product or service names and marks are the property of their respective owners.

© 2021 Dialog Semiconductor. All rights reserved.

## Contacting Dialog Semiconductor

### United Kingdom (Headquarters)

*Dialog Semiconductor (UK) LTD*  
Phone: +44 1793 757700

### Germany

*Dialog Semiconductor GmbH*  
Phone: +49 7021 805-0

### The Netherlands

*Dialog Semiconductor B.V.*  
Phone: +31 73 640 8822

### Email:

[enquiry@diasemi.com](mailto:enquiry@diasemi.com)

### North America

*Dialog Semiconductor Inc.*  
Phone: +1 408 845 8500

### Japan

*Dialog Semiconductor K. K.*  
Phone: +81 3 5769 5100

### Taiwan

*Dialog Semiconductor Taiwan*  
Phone: +886 281 786 222

### Web site:

[www.dialog-semiconductor.com](http://www.dialog-semiconductor.com)

### Hong Kong

*Dialog Semiconductor Hong Kong*  
Phone: +852 2607 4271

### Korea

*Dialog Semiconductor Korea*  
Phone: +82 2 3469 8200

### China (Shenzhen)

*Dialog Semiconductor China*  
Phone: +86 755 2981 3669

### China (Shanghai)

*Dialog Semiconductor China*  
Phone: +86 21 5424 9058