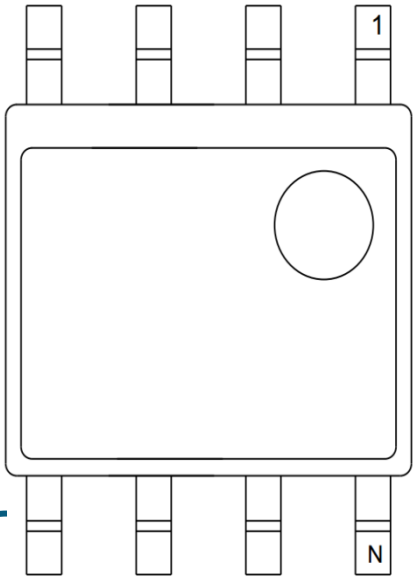

SSH and MH Pad Layout Suggestion

Adesto Field Application
<http://www.adestotech.com/>

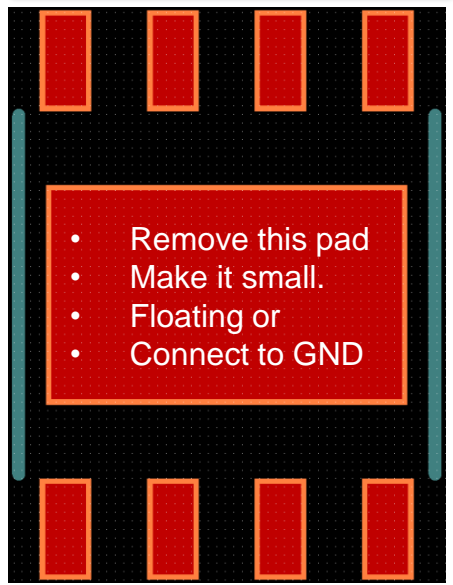
PCB Layout to fit SSH and MH

SSH Side view



L = 0.4mm to 1.27mm

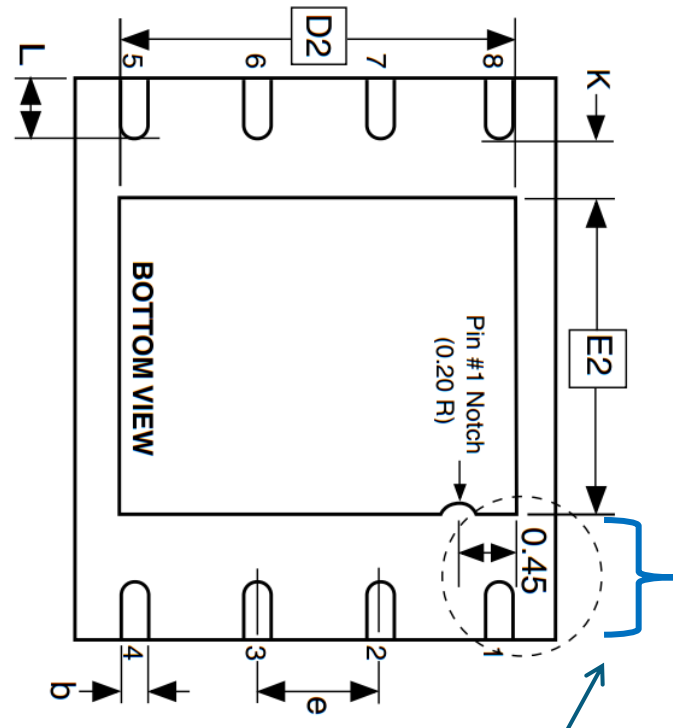
Pad Layout for Reference Purpose



More than 1.27mm

L = 0.4mm to < 0.7mm

MH Bottom View



1.27mm

$K+L = 0.2 + 0.5 = 0.7\text{mm min}$

DataFlash DataSheets and Samples

DataFlash[®] Datasheet:

<http://www.adeptotech.com/products/serial-flash/dataflash>

DataFlash[®] Sample Request:

<http://www.adeptotech.com/sample-ordering-information>